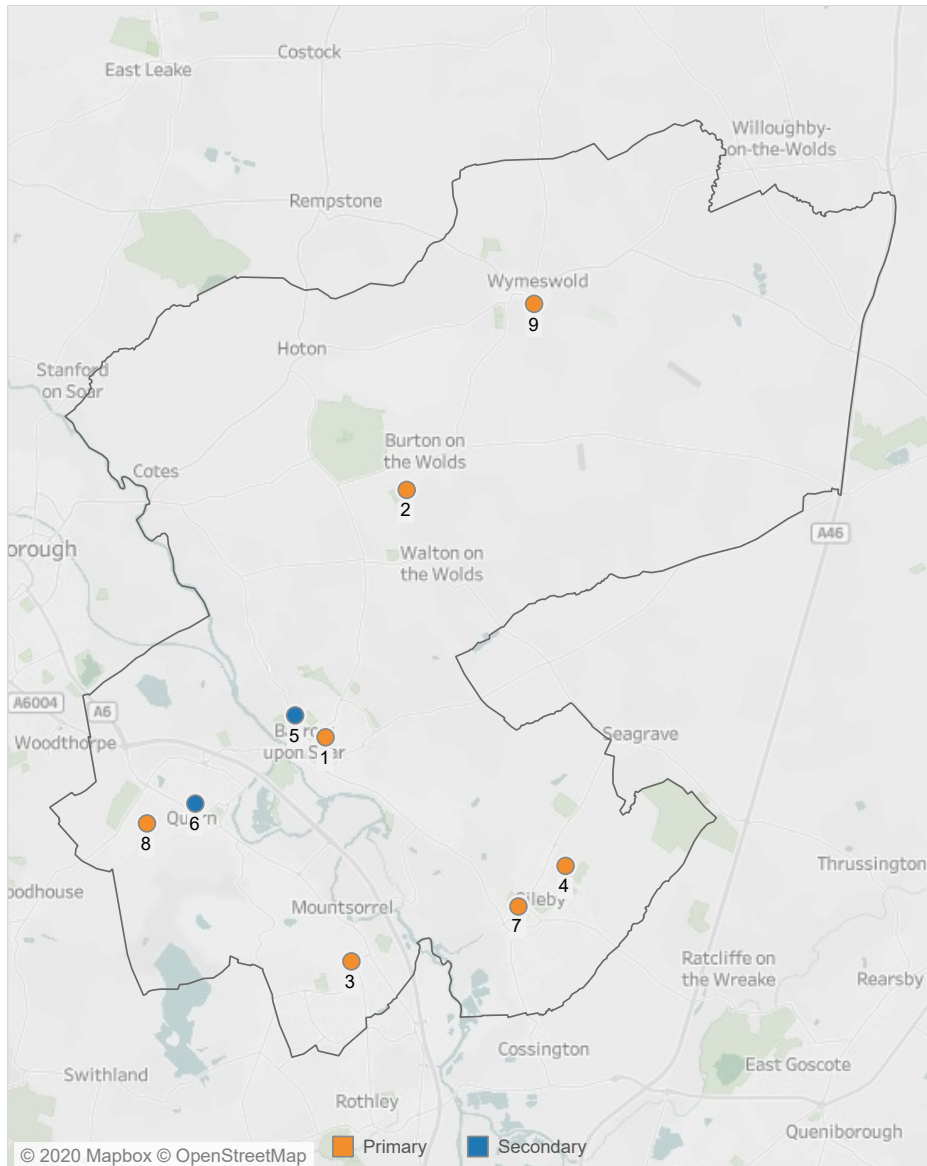


# School Health Profile 2018/19

## Mountsorrel Cluster



This profile provides a picture of child health in this area. It is designed to help local government and health services professionals understand the needs of children in order to improve children's health and reduce health inequalities.



- 1 Barrow Hall Orchard Church of England Primary School
- 2 Burton-on-the-Wolds Primary School
- 3 Christ Church & Saint Peter's CofE Primary School
- 4 Highgate Community Primary School
- 5 Humphrey Perkins School
- 6 Rawlins Academy
- 7 Sileby Redlands Community Primary School
- 8 St Bartholomew's Church of England Primary School
- 9 Wymeswold Church of England Primary School

### Key Statistics

The health of people in Charnwood is varied compared with the England average. About 12% (3,400) of children live in low income families.

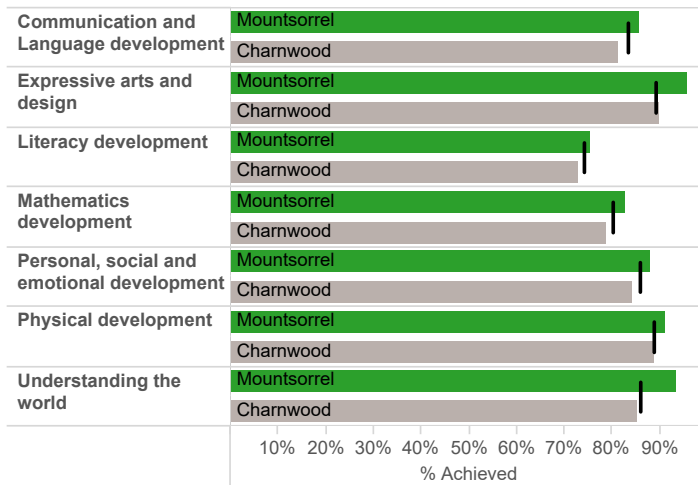
- \* Deprivation is lower than average in Charnwood and life expectancy for both men and women is better than the England average.
- \* The cluster has 7 primary and 2 secondary schools. 4655 pupils attend these schools and 50.2% are male.
- ...
- \* In Reception, 219 children were classified as overweight or obese.
- \* In Year 6, this rises to 322 children (2015/16 - 17/18 collective).

### Key Figures

	Mountsorrel	Charnwood
Black Minority Ethnic Pupils (BME)	9.1%	22.1%
English as an Additional Language (EAL)	3.0%	10.5%
Free School Meals (Eligible)	9.0%	10.5%
Special Educational Needs (SEN) Statement	2.3%	3.5%
Special Educational Needs (SEN) Support	12.2%	11.7%

## School Readiness

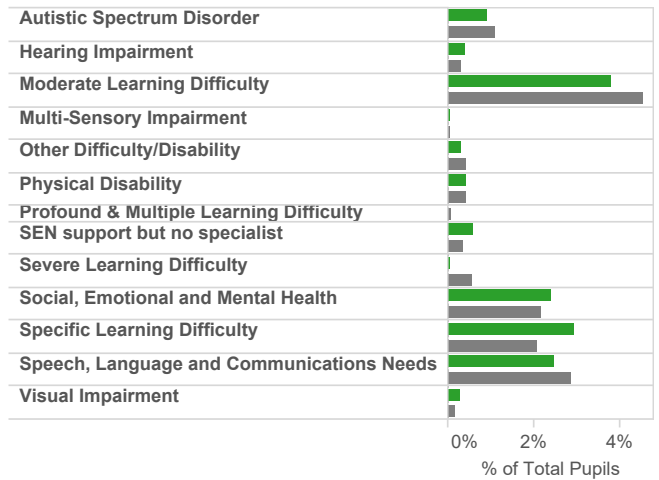
School readiness is a measure of how prepared a child is to succeed in school, cognitively, socially and emotionally. Just as there is an achievement gap in school performance, there is a school readiness gap that separates disadvantaged children from their more affluent peers.



Leicestershire percentage

## School Health Profile

SEN Primary Need reflects the predominant need of each pupil. This is therefore a good indicator of the SEN provision requirements in your area.




Area Type Cluster District

## Child Health Summary for Mountsorrel

The chart below shows how the health of children in this area compares with the rest of England. This area's result for each indicator is shown as a circle. The average for England is shown by the black line, which is always at the centre of the chart. The range of results for all local areas in England is shown as a grey bar. A red circle means that this area is significantly worse than England for that indicator; however, a green circle may still indicate an important public health problem.

- Significantly worse than England average
- Not significantly different from England average
- Significantly better than England average
- Not compared



Indicator Name	Local Value	Eng Avg	Eng Worst	England Range	Eng Best
1. Child Development at age 5 (%)	65.4	60.4	25.0	[Visual representation: Green circle significantly better than England average]	88.2
2. GCSE Achievement (5A*-C inc. Eng & Maths) (%)	56.1	56.6	14.8	[Visual representation: Orange circle not significantly different from England average]	100.0
3. Children with excess weight (Reception Year) (%)	19.9	22.4	37.3	[Visual representation: Green circle significantly better than England average]	7.0
4. Obese Children (Reception Year)	7.6	9.5	19.7	[Visual representation: Green circle significantly better than England average]	2.2
5. Children with excess weight (Year 6) (%)	31.2	34.2	51.9	[Visual representation: Green circle significantly better than England average]	12.1
6. Obese Children (Year 6)(%)	15.7	20.0	34.6	[Visual representation: Green circle significantly better than England average]	5.0

### Indicator Notes

1. Children achieving a good level of development at age 5, 2013/14
2. GCSE achievement (5 A\*-C incl. Eng & Maths), 2013/14
3. Children with excess weight (Reception Year)(%), 2015/16 - 17/18
4. Obese Children (Reception Year), 2015/16 - 17/18
5. Children with excess weight (Year 6)(%), 2015/16 - 17/18
6. Obese Children (Year 6)(%), 2015/16 - 17/18